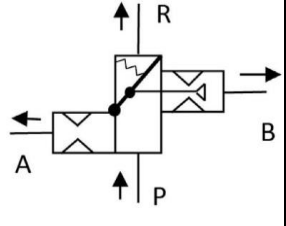


Quotation	<b>3013986.1</b>	Rev.	<b>0</b>	prev. Order No.	<b>K97-0605</b>
Customer	<b>Impexron GmbH/105951</b>			Data Sheet No.	<b>DB3013986.1</b>
Inquiry No.	<b>Preis Anfrage 363677</b>			Quantity	<b>1</b>
Project	<b>Corridor Block Gas Project / Asamera</b>				
Tag No. / KKS No.					

Type	<b>TDM177UVWS-SS</b>	<b>PUMP PROTECTION VALVE</b>
------	----------------------	------------------------------

Valve Design						
	Connection	Size	Class	Standard	Schedule	Surface
<b>P</b>	Inlet	<b>NPS 12</b>	<b>CLASS 900</b>	<b>ASME B16.5</b>	<b>80</b>	<b>RF/SF</b>
<b>R</b>	Outlet	<b>NPS 12</b>	<b>CLASS 900</b>	<b>ASME B16.5</b>	<b>80</b>	<b>RF/SF</b>
<b>B</b>	Bypass	<b>NPS 8</b>	<b>CLASS 900</b>	<b>ASME B16.5</b>	<b>80</b>	<b>RF/SF</b>
<b>A</b>	Start-Up					



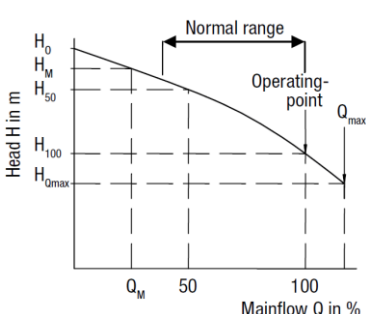
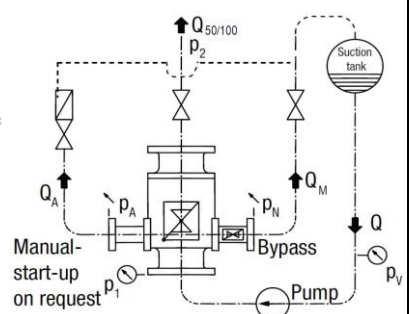
Installation P-R	<b>vertical</b>
Painting	<b>no painting</b>
Certificates	<b>ASME B16.34 + EN10204-3.1</b>

Design Data					
Design Temp.			Design Pressure		

Material					
Body	<b>A182 F347</b>	Internals	<b>Cr&gt;13%</b>	Gaskets	<b>EPDM-02</b>

Medium					
Medium	<b>Liquid</b>				
Operating Temp.	min.	<b>65,6 °C</b>		max.	<b>65,6 °C</b>
S.G.	min.	<b>1003,0000 t/m³</b>		max.	<b>1003,0000 t/m³</b>

Operating Data				
		Case 1	Case 2	Case 3
$Q_M$	M³/h	<b>175,89</b>		
$H_M$	m	<b>922,00</b>		
$Q_{100}$	M³/h	<b>567,8</b>		
$H_{100}$				
$Q_{max}$				
$H_{max}$				
$H_0$				
$Q_A$				
$H_A$				
$p_v$				
$p_N$				
$\Delta p_{Bypass}$	bar	<b>90,69</b>		
$k_v-Bypass$		<b>18,50</b>		
RPM				

**Remarks**

S= Special valve with Bypass in 8"; Check valve coated with FMP65-Ni Cr B Si

Medium: Lean Amine

- 100% LPE on housing parts

see also: K96-0864

Revision	Date	Description	Name
<b>0</b>	<b>11.07.2019</b>	<b>Anlage/creation</b>	<b>Koehler</b>