

BRIO 2000-M



ELECTRONIC DEVICE FOR ELECTRIC PUMP CONTROL

- It automatizes the start and stop operations of **single-phase electric pumps up to 2HP**
- It replaces completely the traditional water system set up consisting on pressure switch and pressure tank
- It starts the electric pump after a pressure decrease (taps opening) and stops it when the fluid flow interrupts at the maximum pressure level of the electric pump (taps closing)
- **It protects against the dry running**
- **Starting pressure is adjustable during installation**
- Standard 1" M hydraulic connections
- Installation in any position - both vertical and horizontal - according to the flow direction
- Easily replaceable electronic printed circuit board
- No need of maintenance

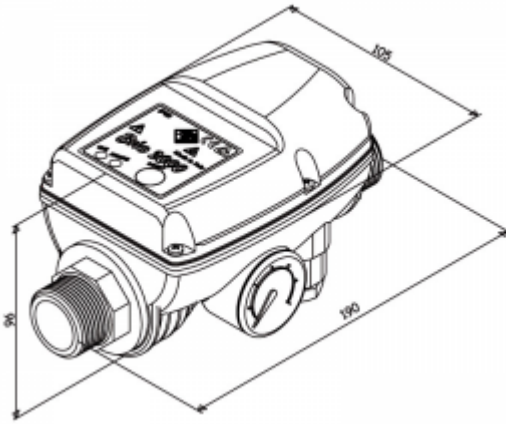
APPLICATIONS: Electronic flow and pressure devices, Dry running protection



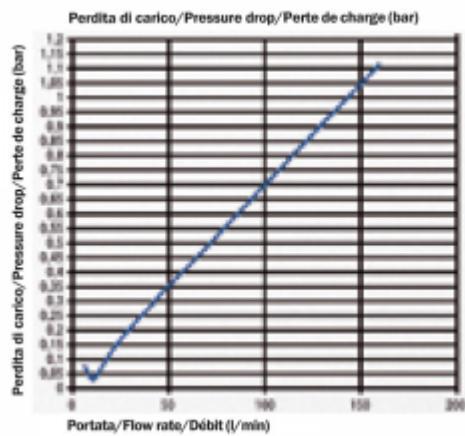
TECHNICAL DATA

Power supply:	115-220Vac \pm 10% 50/60Hz
Max rated current:	12A
Starting pressure range:	1-3,5 bar
Max allowable pressure:	10 bar
Protection degree:	IP 65
Max fluid temperature:	55°C
Max ambient temperature:	55°C

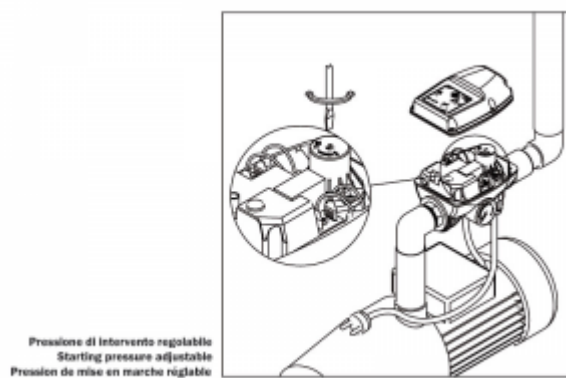
DRAWINGS



Dimensions



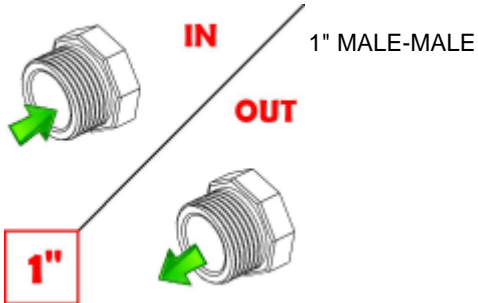
Pressure drop diagram



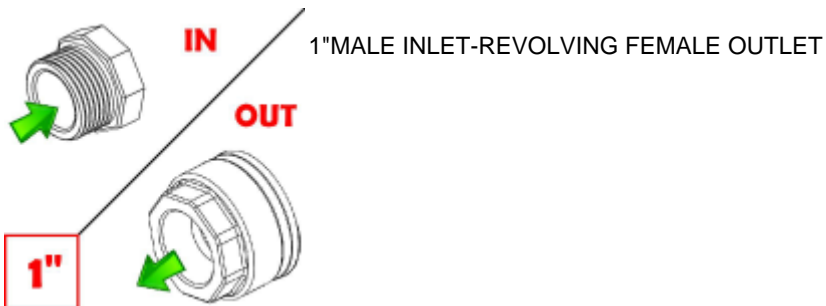
Cut-in pressure adjustment

ATTACH

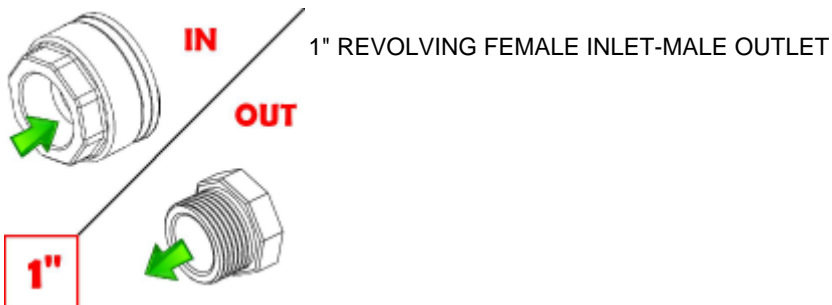
1" M-M



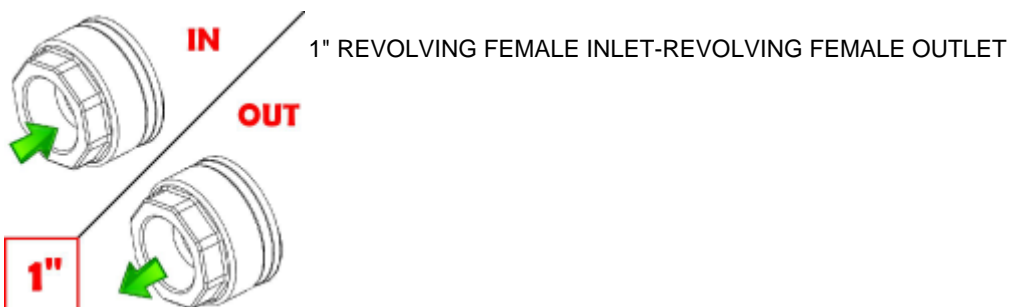
1" M-G



1" G-M



1" G-G



OPTIONAL

Automatic Reset



Automatic reset after a stop caused by dry running, standard time-interval 60 min/4 tests



Electrical cables for motor and line connection



Version with electrical cables for motor and line connection

Electronic printed circuit board with conformal coating



Electronic printed circuit board with conformal coating (available also as spare part)

1" Plastic Elbow 90°



1" plastic elbow for a quick installation of the device on the electric pump

T plastic fitting



T plastic fitting

Customized settings



Customized settings

Versions for 24V ac-dc



Versions for 24V ac-dc

Revolving nut fitting 1" F



Revolving nut fitting 1" F



Any unauthorized reproduction or distribution of this document is forbidden. Italtecnica reserves the right to bring without notice any modification on technical data described in the present document. Italtecnica is not liable for any possible mistakes or omissions of the content.